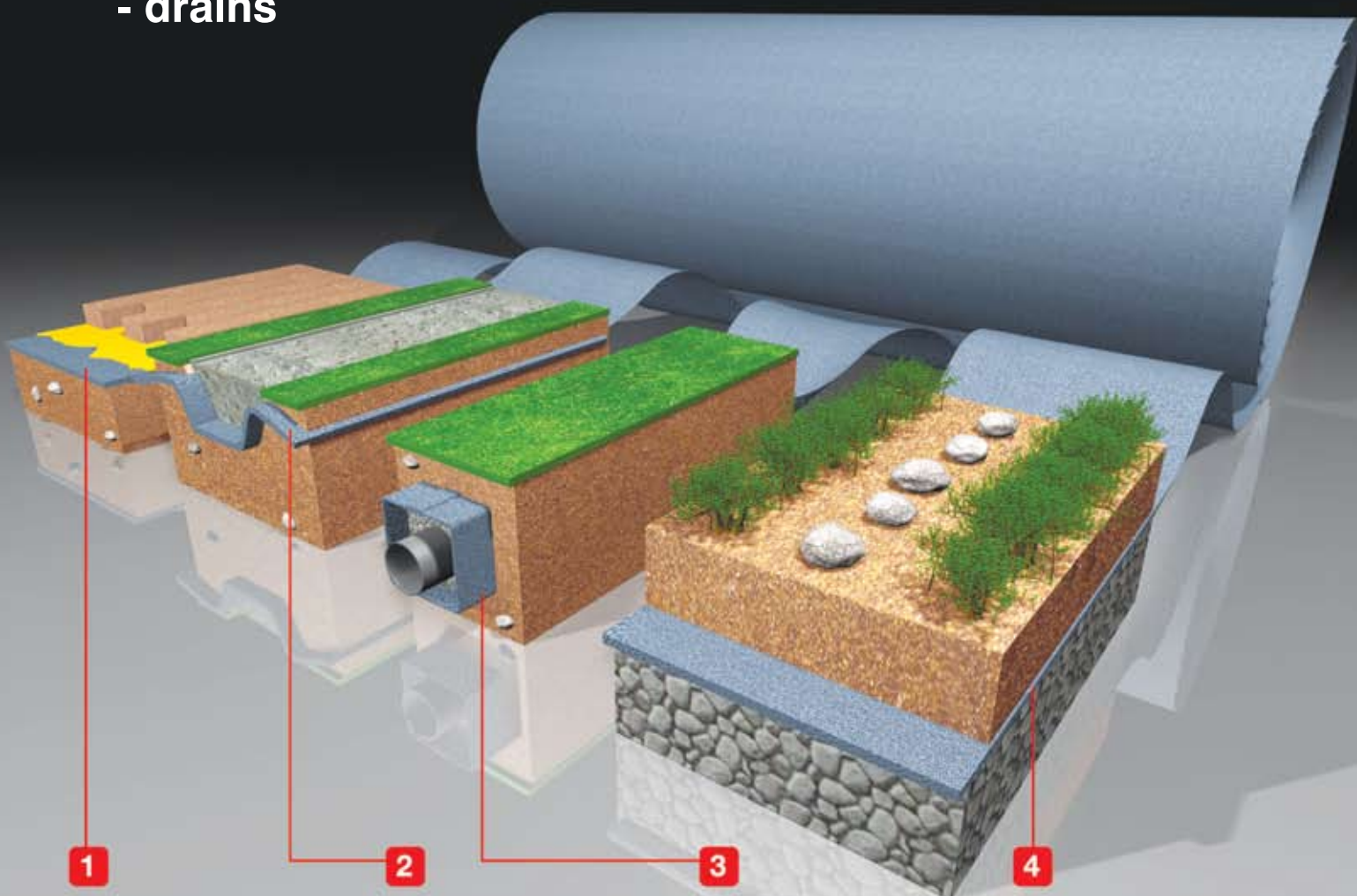


Australian made

Filterwrap™

in the house and garden;

- separates
- filters
- drains



1

Paving

Filterwrap™ ensures correct drainage and prevents risk of subsidence.

2

Garden Paths

Filterwrap™ prevents the natural soil from mixing with the sand or gravel and reduces maintenance.

3

Drainage

Filterwrap™ envelopes the drain trench and improves the efficiency of the drain by holding back the fine particles of soil.

4

Roof gardens, window boxes

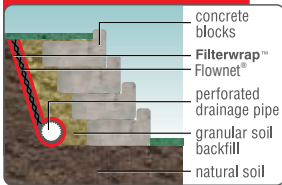
Filterwrap™ separates the drainage course from the top soil and prevents particles entering the outlet system.






Examples of applications of Filterwrap™

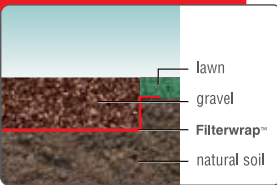
1. Drainage behind segmental retaining walls.



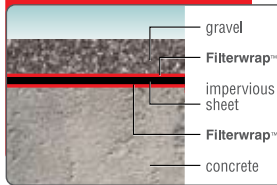
2. Driveway.



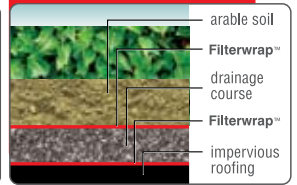
3. Underneath gravel path.




4. Protection against perforation of impervious sheeting.



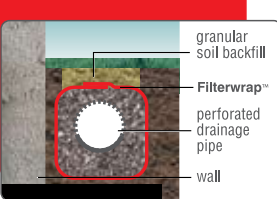
5. Roof Gardens/Atriums.



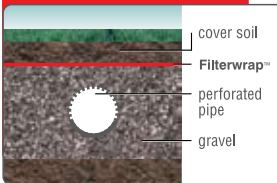
6. Window boxes.




7. Drainage pipe.




8. Underground waste disposal and soak away.



9. Perimeter Sub-soil drain.



10. Separation/Stabilisation.



IMPORTANT NOTICE

The information contained in this brochure is general in nature. In particular the content of this brochure does not take account of specific conditions that may be present at your site. Site conditions may alter the performance and longevity of the product and in extreme cases may make the product wholly unsuitable. Any data or specifications contained in this brochure are average values obtained in our laboratory. Actual dimensions and performance may vary. If your project requires accuracy to a certain specified tolerance level you must advise us before ordering the product from us. We can then advise whether the product will meet the required tolerances. Where provided, installation instructions cover installation of product in site conditions that are conducive to its use and optimum performance. If you have any doubts as to the installation instructions or their application to your site, please contact us for clarification before commencing installation. In all cases we recommend that advice be obtained from a qualified consulting engineer before proceeding with installation.

© Copyright held by Geofabrics Australasia Pty Ltd. All rights are reserved and no part of this publication may be copied without prior permission.

MELBOURNE
(03) 8586 9111
Fax: (03) 8586 9186

SYDNEY
(02) 9821 3277
Fax: (02) 9821 3670

NEWCASTLE
(02) 4950 5845
Fax: (02) 4950 5895

PERTH
(08) 9309 4388
Fax: (08) 9309 4389

ADELAIDE
(08) 8177 2055
Fax: (08) 8177 2044

HOBART
(03) 6273 0511
Fax: (03) 6273 0686

BRISBANE
(07) 3279 1588
Fax: (07) 3279 1589

TOWNSVILLE
(07) 4774 8222
Fax: (07) 4774 8655

BUNDABERG
(07) 4155 9968
Fax: (07) 4155 9968

GOLD COAST
(07) 5563 2131
Fax: (07) 5563 3727

DARWIN
(08) 8984 1600
Fax: (08) 8984 1614



www.geofabrics.com.au